


LIVINGSTON PIECEMAKERS QUILT GUILD

BLOCK OF THE MONTH/JUNE, 2013

NINE PATCH VARIATION – 12"



Supply list

Color one needs one 4-1/2" X 13-1/2" strip and one 1-7/8" x 5-5/8" strip  
(white muslin from Jean's Corner)

Color two needs one 4-1/2" x 9" strip and one 1-7/8" x 5-5/8" strip

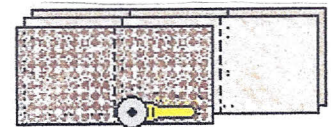
Color three needs one 4-1/2" x 13-1/2" strip and one 1-7/8" x 5-5/8" strip

---

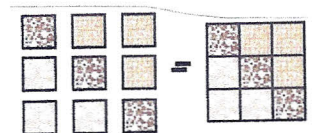
First stack the 1-7/8" strips and cut together with a rotary cutter into three 1-7/8" squares of each.



Then stack the 4-1/2" strips and cut those together into 4-1/2" squares.



Using a scant 1/4" seam, piece the small squares in the order shown at right. Press seams towards the darker fabrics. You may need to trim this back to 4-1/2".



Then piece the larger squares in the order shown, again using scant, precise 1/4" seams and pressing these seams to the darker fabric.

