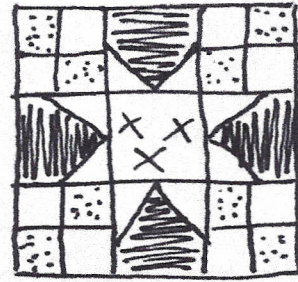


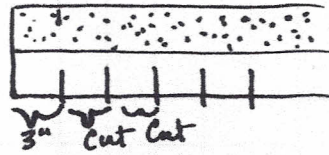
Quatrefoil Star

- white guild muslin 1-3"x24" strip
8-3"sq
- ▣ Dark teal 1-3"x24" strip
- ▤ Back side of Dark teal above 4-5"sq
- ▥ Dark purple 1-5"sq

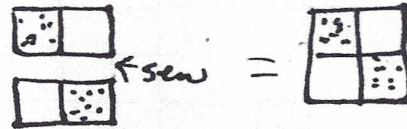


1 1/2 Finished Block

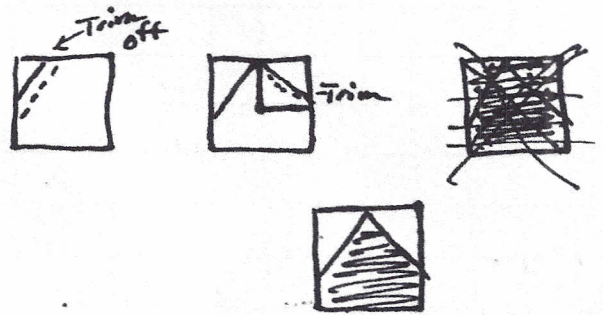
- 1.) Lay a white 3"x24" strip and a Dark teal 3"x24" strip RST stitch down one side. Press to the dark. Subcut 3" sets you need 8 sets



- 2.) Sew 2-2 patches units together to make the 4-patch units Make 4, trim to 5"sq



- 3.) Mark a diagonal line on the white 3"sq. Position it on the corner of the 5"sq teal. Sew along the diagonal line drawn. Trim the excess fabric off. Press Repeat for the adjacent side. Make 4 units



- 4.) Lay out the units as above and sew the row then sew the rows into the above block

February 2017