


LIVINGSTON PIECEMAKERS QUILT GUILD

BLOCK OF THE MONTH/DECEMBER, 2013

KANSAS DUGOUT – 12"



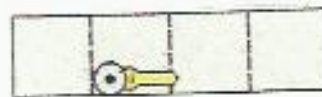
Supply list

Color one needs one 3-1/2" x 14" strip and two 2" x 16" strips
(Natural muslin from Jean's Corner)

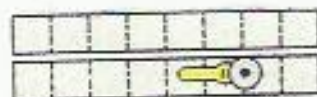
Color two needs two 2" x 16" strips. (a light color)

Color three needs four 7" x 2" strips in different dark colors and four 13" x 2" strips in the same colors (greens, blues, dark reds, etc.)

Begin by cutting your color one 3-1/2" x 14" strip into four 3-1/2" squares.



Next cut your color one 2" x 16" strips into sixteen 2" squares.



Then cut your color two 2" x 16" strips into sixteen 2" squares.

Next cut your first color three 7" x 2" strip into two 2" x 3-1/2" rectangles



Cut your first color three 13" x 2" strip into two 2" x 6-1/2" rectangles.

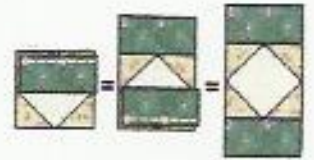


Begin making the first center square by aligning a color two square atop the corner of a large color one square, right sides together. Mark a diagonal line bisecting the color two square and sew on this line.



Continue to add color two squares to each corner of the color one large square in the same manner. Press all seams towards the center square. Make four of these center squares for the entire block.

Then add a 3-1/2" color three rectangle to your center unit, right sides together, sewing with the standard scant 1/4" seam. Add another rectangle to the bottom of the center unit. Press seams towards the center. Make four of these for the entire block.



Now make the side rows, align, right sides together a color one small square atop a color three 6-1/2"x2" rectangle. Mark the diagonal and sew on this line.



Press seams towards the color three. Add another one small square to the other end of the color three rectangle. You need two of these for each quarter block.

Now you can piece the first quarter block unit. This is one in columns as shown. Sew with a scant 1/4" seam and press seams towards the center column. Make four of these units.



Sew the four units together to make one block.

The block should measure 12-1/2"

You can see this block on the [Quilters Cache website](#).

