

November* Garden Fence

10 1/2" block

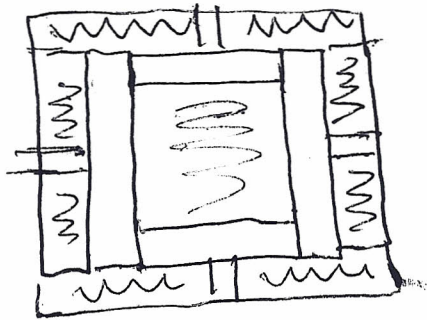
Center Square - Fallprint - 4 1/2" x 4 1/2"




Outer Rectangles - Solid color - (4) 2 1/2" x 3" and (4) 2 1/2" x 5"

Tone on Tone Cream - (2) 1 1/2" x 4 1/2"; (2) 1 1/2" x 6 1/2"; 4 1 1/2" x 2"

To piece block:

1. Sew the tone on tone cream 4 1/2" and 6 1/2" rectangles to opposite sides of the center square
2. Sew the tone on tone cream 2 1/2" rectangles between 2 outer rectangles; add these to the center pieced ~~quilt~~ square.



-  Fall print
-  Solid color
-  tone on tone cream

* Turn in @ December meeting