

Indiana Puzzle 1-11³/₄" unfinished


□ Cream Guild
Muslin

A 4-5" sq
B 1-3" sq

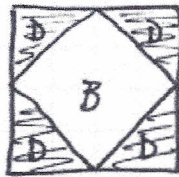
▨ Navy

C 4-5" sq
D ~~XXXXXX~~ cut on diagonal once


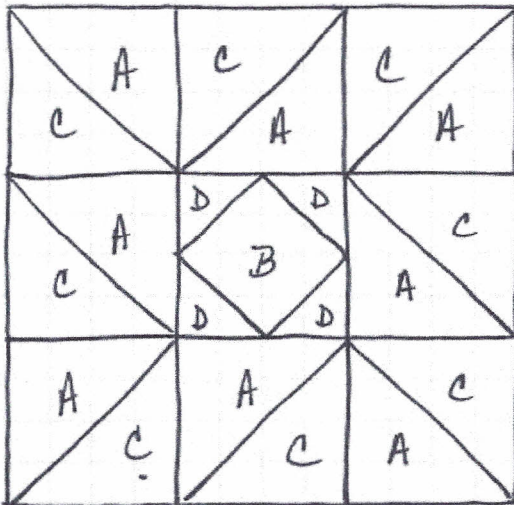
RST on the 5" sq. Draw a diagonal line corner to corner.
Draw a 1/4" line on each side. Sew on 1/4" drawn line.
Cut on center.



- make 8 -
sq up to **4-1/4" sq**



- make 1 -
sq to 4-1/4" sq



August
2017